



PSYC 60: INTRO TO STATISTICS

Prof. Judith Fan
Spring 2022

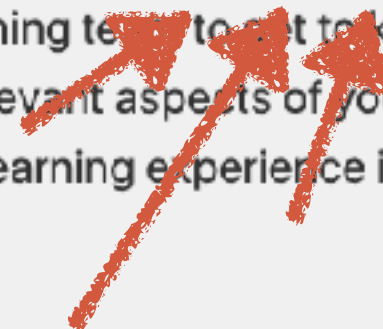


REMINDERS & ANNOUNCEMENTS

Complete our student background survey. This is the Google Form linked from the course website, and not the same as in CourseKata module! We are half of the way there ...

Student Background Survey

During Week 1, please complete the linked background survey. The purpose of this survey is for the teaching team to get to know you, how you think about learning, and relevant aspects of your circumstances that may affect your learning experience in this course.



📖 On this page

[Why take this course?](#)

[What we offer](#)

[What we expect from you](#)

[How we are supporting you](#)

[What you will be doing](#)

[CourseKata Modules \(40% of your grade\)](#)

[Final Project \(28% of your grade\)](#)

[Labs \(20% of your grade\)](#)

[Quizzes \(10% of your grade\)](#)

[SONA Study Participation \(2% of your grade\)](#)

[Grading](#)

[What We Expect From Everyone](#)

[Student Background Survey](#)

[Feedback](#)

[Acknowledgements](#)

Complete student background survey

We welcome student feedback regarding the course at any point. Please feel free to send your TA a Slack message, or leave anonymous feedback for the teaching team by using our online form.

Acknowledgements

Many thanks to Ji Son, James Stigler, everyone in the UCLA Teaching and Learning Lab, Prof. Russ Poldrack and Prof. Tobias Gerstenberg for generously sharing their instructional materials.



PSYC 60 Spring 2022 | Student Background Survey

WELCOME

Welcome to PSYC 60! The purpose of this survey is for the teaching team to get to know you, how you think about learning, and relevant aspects of your circumstances that may affect your learning experience in this course.

CONSENT TO PARTICIPATE IN EDUCATIONAL RESEARCH

Before you begin, please note that as a student in this course you are being invited to take part in an educational research study. Before you decide to participate in this study, it is important that you understand why the research is being done and what it will involve.

Please take the time to review the following 'Consent Form' linked here:

[https://drive.google.com/file/d/1BmgvxVULi8XxpjzPVa5Tv4m2sR7JJw_e/view?](https://drive.google.com/file/d/1BmgvxVULi8XxpjzPVa5Tv4m2sR7JJw_e/view?usp=sharing)

[usp=sharing](https://drive.google.com/file/d/1BmgvxVULi8XxpjzPVa5Tv4m2sR7JJw_e/view?usp=sharing). If you have any questions, please reach out to your TA via Slack. If you are not sure who your TA is, please check the course website: <https://psyc60.github.io/>.

jefan@ucsd.edu [Switch account](#)



* Required

Email *

Your email

REMINDERS & ANNOUNCEMENTS

Complete our student background survey. This is the Google Form linked from the course website, and not the same as in CourseKata module! We are half of the way there ...

Join the course Slack workspace. Once you do, browse the channel list and find your section & join that channel.

Prof. Judith Fan

Spring 2021

📍 UC San Diego, La Jolla, CA

✉ Email

Resources

Handy Links

- [Join the Slack workspace](#)
- [Email the teaching team](#)

Supplemental Instruction (SI) Resources

- SI Session Schedule

On this page

Handy Links

Supplemental Instruction (SI)
Resources

Click to join the Slack workspace!

REMINDERS & ANNOUNCEMENTS

Complete our student background survey. This is the Google Form linked from the course website, and not the same as in CourseKata module! We are half of the way there...

Join the course Slack workspace. Once you do, browse the channel list and find your section & join that channel.

If you recently joined the class & are trying to get caught up, reach out to your TA(s) on Slack. Who are your TA(s)? Look up when your discussion section is, and check the course website to find out who is leading that section.

No

Go to: <https://psyc60.github.io/>

Quarter	Lecture	Location
Spring 2022	Tues/Thurs 9:30am-10:50am	MOS 0114

Find out who your
TA is using this table!

Teaching Team

Note: Attendance at discussion section is **mandatory**. All sections will be held in Mandler 1539.

Name	Role	Section ID	Section Time	Office Hours
Judith Fan	Instructor	N/A	N/A	Thurs 11am-12pm in Zoom
Simran Barnwal	TA	75428 (A05)	Wed 2pm	Wed 3:30pm-4:30pm in Zoom
Amy Fox	TA	75424 (A01), 75425 (A02)	Tues 11a, Tues 12pm	TBD in Zoom
Holly Huey	TA	75429 (A06), 75430 (A07)	Thurs 5pm, Fri 10am	Thurs 11am-12pm in Zoom
Zoe Tait	TA	75424 (A01)	Tues 11am	Thurs 11am-12PM in Zoom
Vryan Feliciano	TA	75430 (A07)	Fri 10am	Wed 4pm-5pm at MOM Cafe and Zoom
Lea Bronnimann	TA	75427 (A04)	Wed 10am	Wed 11am-12pm at MOM Cafe and Zoom
Justin Yang	TA	75426 (A03)	Tues 1pm	Tues 2pm-3pm in Zoom

LAST TIME

LECTURE 1: WHAT IS STATISTICS? OVERVIEW OF THE COURSE



*Why learn
statistics in
psychology?*

**Essential for
doing psychology.**

LAST TIME

LECTURE 1: WHAT IS STATISTICS? OVERVIEW OF THE COURSE

1



2



*Why learn
statistics in
psychology?*

**Essential for
doing psychology.**

*How this
course will work.*

**Show up,
participate,
learn new skills.**

LAST TIME

LECTURE 1: WHAT IS STATISTICS? OVERVIEW OF THE COURSE

1



2



3

*Why learn
statistics in
psychology?*

**Essential for
doing psychology.**

*How this
course will work.*

**Show up,
participate,
learn new skills.**

*Tell us about
yourself.*

Nice to meet you.

SINCE LAST TIME

SINCE LAST TIME

Schedule

Week	Date	Mon	Tues	Wed	Thurs	Fri
1	Mar 28		Welcome <u>Before:</u> None <u>During:</u> Survey		Intro to Jupyter <u>Before:</u> Chapter 0&1 <u>During:</u> Lab 1A	Practice Quiz 1 Project Milestone 0 Due (Generate Variables)

SINCE LAST TIME

Schedule

Week	Date	Mon	Tues	Wed	Thurs	Fri
1	Mar 28		Welcome <u>Before:</u> None <u>During:</u> Survey		Intro to Jupyter <u>Before:</u> Chapter 0&1 <u>During:</u> Lab 1A	Practice Quiz 1 Project Milestone 0 Due (Generate Variables)

1. You are expected to have worked through Chapter 1 in CourseKata.

SINCE LAST TIME

Schedule

Week	Date	Mon	Tues	Wed	Thurs	Fri
1	Mar 28		Welcome <u>Before:</u> None <u>During:</u> Survey		Intro to Jupyter <u>Before:</u> Chapter 0&1 <u>During:</u> Lab 1A	Practice Quiz 1 Project Milestone 0 Due (Generate Variables)

1. You are expected to have worked through Chapter 1 in CourseKata.

2. In discussion section, work on Project Milestone 0 & submit by Friday (at latest!)

BEFORE NEXT TIME

Schedule

1. Complete Practice Quiz 1 in Canvas (24-hour window)

Week	Date	Mon	Tues	Wed	Thurs	Fri
1	Mar 28		Welcome <u>Before:</u> None <u>During:</u> Survey		Intro to Jupyter <u>Before:</u> Chapter 0&1 <u>During:</u> Lab 1A	Practice Quiz 1 Project Milestone 0 Due (Generate Variables)
2	Apr 4		Intro to R <u>Before:</u> Chapter 2 <u>During:</u> Lab 1B		Exploring data <u>Before:</u> None <u>During:</u> Lab 1C	Quiz 1 Project Milestone 1 Due (Complete survey)

BEFORE NEXT TIME

Schedule

1. Complete Practice Quiz 1 in Canvas (24-hour window)

Week	Date	Mon	Tues	Wed	Thurs	Fri
1	Mar 28		Welcome <u>Before:</u> None <u>During:</u> Survey		Intro to Jupyter <u>Before:</u> Chapter 0&1 <u>During:</u> Lab 1A	Practice Quiz 1 Project Milestone 0 Due (Generate Variables)
2	Apr 5		Intro to R <u>Before:</u> Chapter 2 <u>During:</u> Lab 1B	Exploring data <u>Before:</u> None <u>During:</u> Lab 1C	Quiz 1	Project Milestone 1 Due (Complete survey)

2. Work through Chapter 2 in CourseKata

TODAY

LAB 1A: JUPYTER NOTEBOOKS



*How labs
are going
to work*

*Break out
into
lab groups*

*Complete daily
feedback
survey*

2

Break out into lab groups

You will be completing 5 labs throughout the course.

Lab 1

Lab 2

Lab 3

Lab 4

Lab 5

2

Break out into lab groups

You will be completing 5 labs throughout the course.

Lab 1

Lab 2

Lab 3

Lab 4

Lab 5

1A

1B

1C

2A

2B

2C

3A

3B

3C

4A

4B

4C

5A

5B

Each lab will consist of 2-3 parts (e.g., 1A, 1B, 1C).

2

Break out into lab groups

You will be completing 5 labs throughout the course.

Lab 1

Lab 2

Lab 3

Lab 4

Lab 5

1A

1B

1C

2A

2B

2C

3A

3B

3C

4A

4B

4C

5A

5B

Each lab will consist of 2-3 parts (e.g., 1A, 1B, 1C).

Each day of "lecture," we will generally be working on one of these parts. Today we're working on Lab 1A.

Schedule

Week	Date	Mon	Tues	Wed	Thurs	Fri
1	Mar 28		Welcome <u>Before:</u> None <u>During:</u> Survey		Intro to Jupyter <u>Before:</u> Chapter 0&1 <u>During:</u> Lab 1A	Practice Quiz 1 Project Milestone 0 Due (Generate Variables)
2	Apr 4		Intro to R <u>Before:</u> Chapter 2 <u>During:</u> Lab 1B		Exploring data <u>Before:</u> None <u>During:</u> Lab 1C	Quiz 1 Project Milestone 1 Due (Complete survey)

1

How labs are going to work




Each time we will break out into groups of 2-4.

Lab 1

1A

1B

1C



1

How labs are going to work

Each time we will break out into groups of 2-4.

Lab 1

1A

1B

1C


**Aim to work
with the same group for all
assignments
(i.e., 1A, 1B, & 1C)
within a lab.**

And then form a new
group for each new
lab cycle!

1

How labs are going to work

Each time we will break out into groups of 2-4.



Lab 1

1A


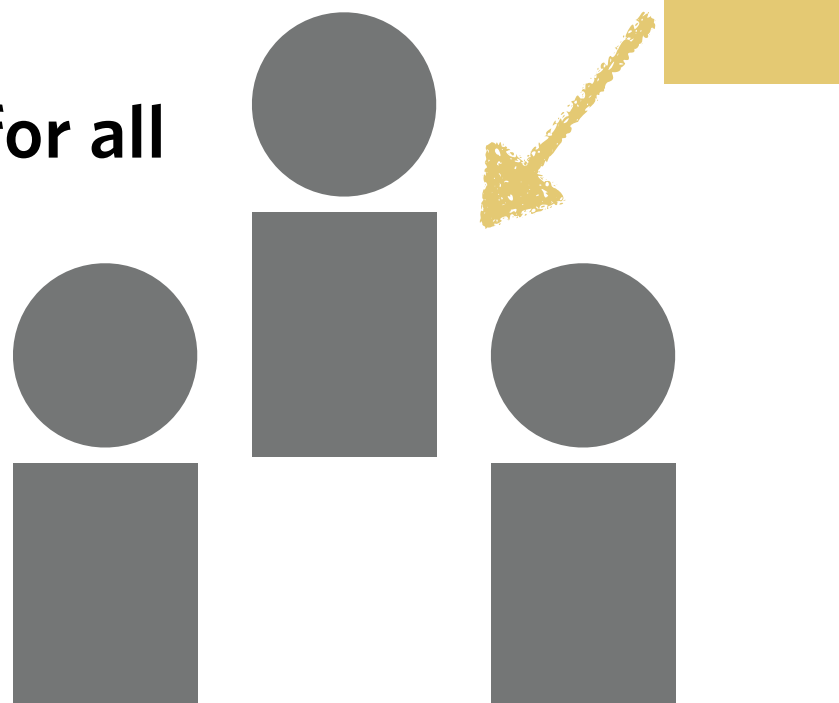
1B

1C

Members of the teaching team will be moving around the room to help you. If you want help, and we haven't gotten to your group yet, please also consider posting your question on the **#lab-assignments** Slack channel.

Aim to work with the same group for all assignments (i.e., 1A, 1B, & 1C) within a lab.

And then form a new group for each new lab cycle!



1

How labs are going to work

Lab 1

1A

1B

1C

If your group finishes early, flag the Instructor or a TA down and just say 'hi.' (don't leave class yet!)

We'll ask you to share something that you learned and/or found challenging in the lab.

1

How labs are going to work

Lab 1

1A

1B

1C

If your group finishes early, flag the Instructor or a TA down and just say 'hi.' (don't leave class yet!)

We'll ask you to share something that you learned and/or found challenging in the lab.

If you're consistently sailing through these labs quickly, and looking for more of a challenge, come talk to Dr. Fan. I'm always happy to talk to you about ways to deepen your experience with these tools, get involved in scientific research where you'll get to further develop your stats knowledge/skills, etc.

1

How labs are going to work

Lab 1

1A

1B

1C



If your group finishes early, flag the Instructor or a TA down and just say 'hi.' (don't leave class yet!)

We'll ask you to share something that you learned and/or found challenging in the lab.

If you're consistently sailing through these labs quickly, and looking for more of a challenge, come talk to Dr. Fan. I'm always happy to talk to you about ways to deepen your experience with these tools, get involved in scientific research where you'll get to further develop your stats knowledge/skills, etc.

Note that everyone needs to submit their own completed Lab 1 (containing A, B, & C) on DataHub.

Please see the submission instructions on the "Labs" section of the course website. Lab 1 is due Apr 15 but you are allowed to (even encouraged to!) submit early.

1

How labs are going to work




DATA SCIENCE / MACHINE LEARNING PLATFORM

UC San Diego

Information Technology Services - Educational Technology Services

Help - FAQ



UC San Diego Jupyterhub (Data Science) Platform

If you are unable to log in: Please try opening a private/incognito window in your browser | [FAQ](#)

Student Resources

- [Datahub/DSMLP Cluster Status \(new!\)](#)
- [Independent Study Access Request](#)
- [Data Science Resources](#)
- [Datahub/DSMLP General Support](#)
 - [Launching from the Command Line](#)
 - [Creating Custom Containers](#)
 - [Transferring Files and Data](#)

Faculty Resources

- [Request Datahub/DSMLP - Instructional Technology Request \(CINFO\)](#)
- [Datahub/DSMLP Service Offerings](#)
- [Educational Technology Services Instructional Github](#)
- [Blink Documentation](#)
- [Datahub Grading Tools](#)
 - [nbgrader](#)
 - [Otter-Grader](#)

TODAY

LAB 1A: JUPYTER NOTEBOOKS



*How labs
are going
to work*

*Break out
into
lab groups*

*Complete daily
feedback
survey*

Want real-time help?
(1) Flag a member of
teaching team down!
(2) Post to #lab-assignments

TODAY

LAB 1A: JUPYTER NOTEBOOKS

1



2



3

*How labs
are going
to work*

*Break out
into
lab groups*

*Complete daily
feedback
survey*

Want real-time help?
(1) Flag a member of
teaching team down!
(2) Post to #lab-assignments

Link is in the
course syllabus

Student Daily Feedback Survey

Go to: <https://psyc60.github.io/syllabus>

Feedback

We welcome student feedback. You can provide feedback to your TA a Slack message, or complete the form.

Acknowledgements

Many thanks to Prof. Ji Son, Prof. James Stigler, everyone in the UCLA Teaching and Learning Lab, Prof. Russ Poldrack and Prof. Tobias Gerstenberg for generously sharing their instructional materials.

Please complete the linked daily feedback survey. The purpose of this survey is to better understand how things are going for you in this class, and to reflect on what you have been learning.

Before leaving class, please complete daily feedback survey!

Grading

CourseKata Modules
(40% of your grade)

Final Project (28% of
your grade)

Labs (20% of your
grade)

Quizzes (10% of your
grade)

SONA Study
Participation (2% of
your grade)

Grading

What We Expect
From Everyone

Student Background
Survey

**Student Daily
Feedback Survey**

Feedback

Acknowledgements

TODAY

LAB 1A: JUPYTER NOTEBOOKS

1



2



3

*How labs
are going
to work*

*Break out
into
lab groups*

*Complete daily
feedback
survey*

Want real-time help?
(1) Flag a member of
teaching team down!
(2) Post to #lab-assignments

Link is in the
course syllabus